


ACADEMIC ETHOS

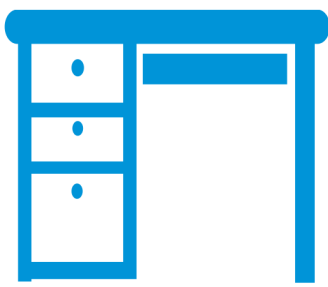
Lesson Structure

Technique: CIRCULATE

Move strategically around the room during all parts of the lesson.



Key: BREAK THE PLANE



The “plane” of your classroom is the imaginary barrier that runs parallel about five feet in front of the board.

It’s important to “break the plane” within the first 5 minutes of teaching—to move out among the students.

Goals: AFFIRMATION & ACCOUNTABILITY

✓ AFFIRMATION:

Maximize time with students to build relationships and reinforce behavioral and academic expectations.

✓ ACCOUNTABILITY:

Ensure that your students remain meaningfully engaged and on task throughout the lesson.

TOOLS FOR ENGAGEMENT

Engage to affirm and hold students accountable.

AFFIRMATION

Smiling/Nodding
Positive Touches
Acknowledgment



ACCOUNTABILITY

Reading student work
Whisper corrections



Gestures
Point to student work
Express appreciation for student ideas
Precise Praise


AS YOU MOVE AROUND THE ROOM:

1

Move systematically and avoid a predictable pattern.

2

Remain facing as much of the class as possible.



VIDEO: To watch champion teachers use this technique, check out the following short video clip: bit.ly/TLACcirculate

Teach Like a **CHAMPION**